

# TECHNICAL SPECIFICATIONS



BATCH-FEED 78



MODEL 75



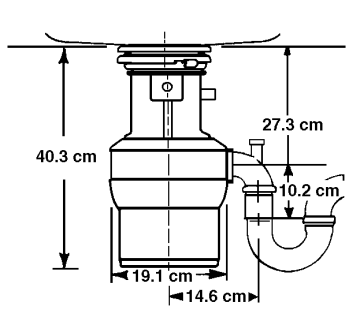
MODEL 65



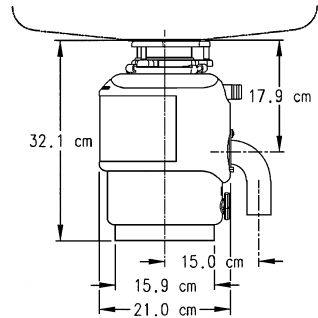
MODEL 55



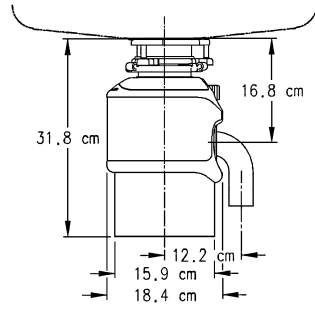
MODEL 45



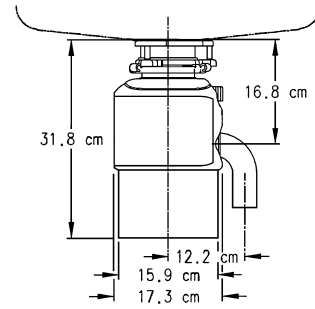
BATCH-FEED 78  
220-240V, 50HZ  
Weight 9,115g



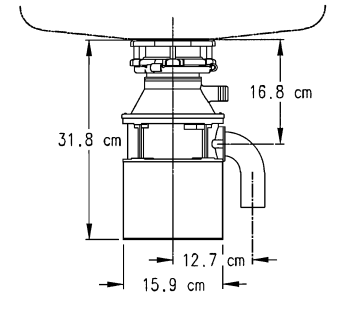
MODEL 75  
220-240V, 50HZ  
120V, 60HZ  
Weight 8,920g



MODEL 65  
220-240V, 50HZ  
120V, 60HZ  
100V, 50/60HZ  
Weight 8,205g



MODEL 55  
220-240V, 50HZ  
120V, 60HZ  
100V, 50/60HZ  
Weight 7,160g



MODEL 45  
220-240V, 50HZ  
120V, 60HZ  
Weight 7,015g



# IN SINK ERATOR®



#### BATCH-FEED 78

- .75 HP Dura-Drive™ Heavy Duty Induction motor
- Batch-feed operation
- 3 year full warranty
- Two-Way Grinding Action for trouble free operation
- Stainless steel shredder ring for increased grinding efficiency
- Stainless steel rotating shredder
- Cast stainless steel 360° swivel lugs, copper infiltrated
- Stainless steel grind chamber for great durability
- 1705ml extra large grind chamber
- Overload protection
- Upper end bell with corrosion shield, guards against caustic action of detergents
- Permanently lubricated bearings
- Quick-Lock™ mounting assembly for faster, easier installation
- Batch sink stopper and switch
- Polished stainless steel sink flange
- Jam Buster wrench included to free any jams

#### MODEL 75

- .75 HP Dura-Drive™ Heavy Duty Induction motor
- Continuous-feed operation
- 5 year full warranty
- Two-Way Grinding Action for trouble free operation
- Ultra Quiet II System
  - Double sound baffles
  - Large shell protection
  - Deluxe insulation (Acoustical foam with integral sound barrier)
- Stainless steel shredder ring for increased grinding efficiency
- Stainless steel rotating shredder with bolted connection for corrosion protection
- Cast stainless steel 360° swivel lugs, copper infiltrated
- Stainless steel grind chamber for great durability
- 1405ml extra large grind chamber
- Overload protection
- Upper end bell with corrosion shield, guards against caustic action of detergents
- Permanently lubricated bearings
- Quick-Lock™ mounting assembly for faster, easier installation
- 1-piece stainless steel sink stopper resists corrosion
- Polished stainless steel sink flange
- Jam Buster wrench with new clip holder
- Built-in air switch

#### MODEL 65

- .65 HP Dura-Drive™ Heavy Duty Induction motor
- Continuous-feed operation
- 4 year full warranty
- Two-Way Grinding Action for trouble free operation
- Quiet Plus System
  - Double sound baffles
  - Large shell protection
  - Premium insulation (Acoustical foam)
- Stainless steel shredder ring for increased grinding efficiency
- Stainless steel rotating shredder with bolted connection for corrosion protection
- Stamped stainless steel 360° swivel lugs
- Engineered resin grind chamber won't corrode
- 980ml large grind chamber
- Overload protection
- Permanently lubricated bearings
- Quick-Lock™ mounting assembly for faster, easier installation
- Polished stainless steel sink flange
- 1-piece stainless steel sink stopper resists corrosion
- Jam Buster wrench included to free any jams
- Built-in air switch *(not on 120V)*
- 100V includes Japanese sink adapter
- 100V motor includes capacitor for extra starting torque

#### MODEL 55

- .55 HP Dura-Drive™ Heavy Duty Induction motor
- Continuous-feed operation
- 3 year full warranty
- Standard Quiet System
  - Single sound baffle
  - Shell protection
  - Standard insulation (EPS)
- Stainless steel shredder ring for the toughest grinding performance
- Stainless steel rotating shredder
- Stamped stainless steel 360° swivel lugs
- Engineered resin grind chamber won't corrode
- 980ml large grind chamber
- Overload protection
- Permanently lubricated bearings
- Quick-Lock™ mounting assembly for faster, easier installation
- Plastic sink stopper
- Standard stainless steel sink flange
- Jam Buster wrench included to free any jams
- 100V includes Japanese sink adapter
- 100V motor includes capacitor for extra starting torque

#### MODEL 45

- .50 HP Dura-Drive™ Heavy Duty Induction motor
- Continuous-feed operation
- 2 year full warranty
- Single sound baffle
- Galvanized steel shredder ring
- Galvanized steel rotating shredder
- Stamped stainless steel 360° swivel lugs
- Engineered resin grind chamber won't corrode
- 980ml large grind chamber
- Quick-Lock™ mounting assembly for faster, easier installation
- Plastic sink stopper
- Standard stainless steel sink flange
- Jam Buster wrench included to free any jams
- Overload protection
- Permanently lubricated bearings

